

July 23, 2020

Precipitation^{1,2}

Northern Sierra

31.7"



Percent average to: 07/21

63%

Central Sierra

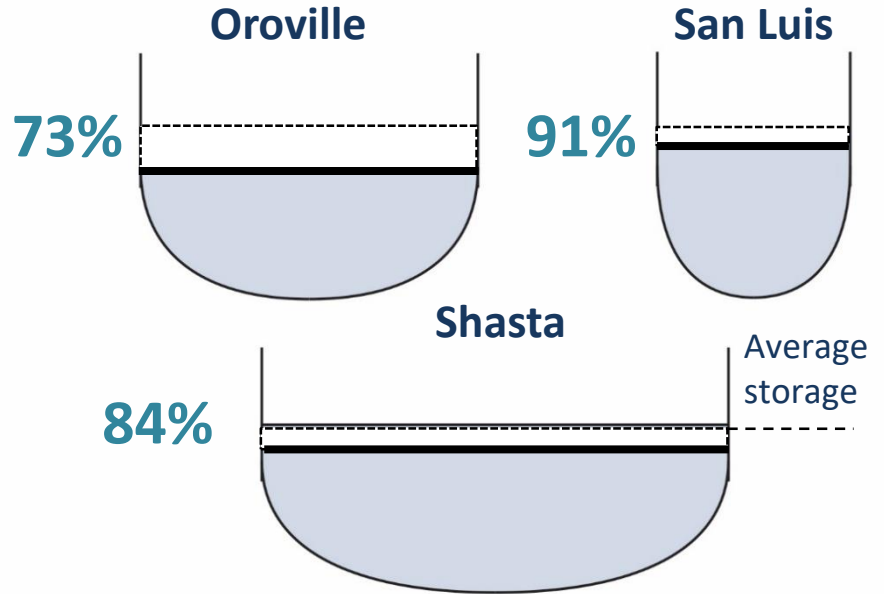
24.6"



63%

Percent of average to: 07/21

Reservoir Storage⁴



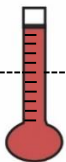
Water Temperature³

In degrees Fahrenheit

Average to: 07/21

Historical average:

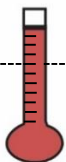
58°



58°

Clear Creek

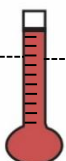
72°



71°

Collinsville

78°



77°

Clifton Court Forebay

Water Flow and Quality^{4,5,6}

Flow (cfs) | % of 20 yr flow average

Salinity (µS/cm) | (ppm)

Sacramento River @Freeport

13,186 cfs | **72%**

129 µS/cm | 66 - 84 ppm

San Joaquin River @Vernalis

1,390 | **52%**

363 µS/cm | 186 - 236 ppm

Combined CVP+SWP Diversion

6,046 cfs | **66%**

295 µS/cm | 151 - 192 ppm

¹ <https://go.usa.gov/xQsUc> ³ <https://go.usa.gov/xURFU> ⁵ <https://go.usa.gov/xQsU2>

² <https://go.usa.gov/xQsUa> ⁴ <https://go.usa.gov/xQsUr> ⁶ <https://go.usa.gov/xQsUT>